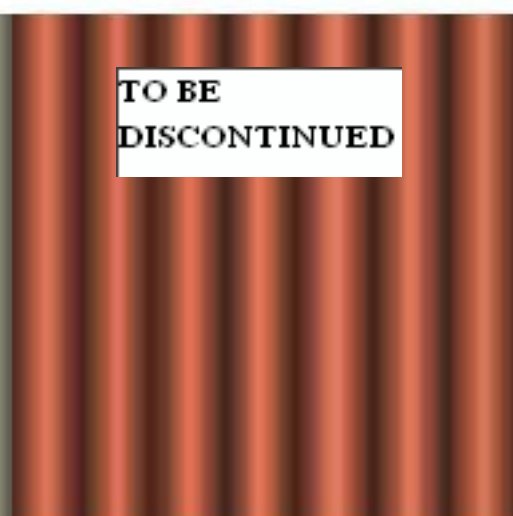
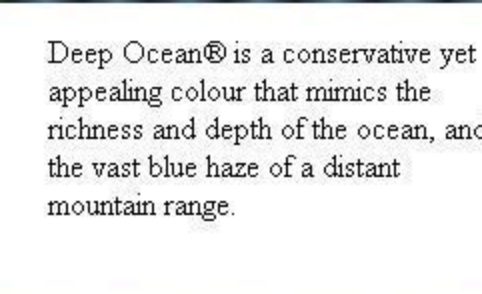
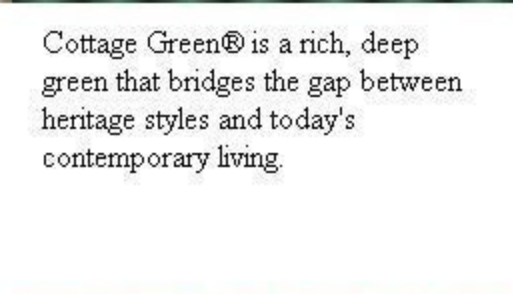
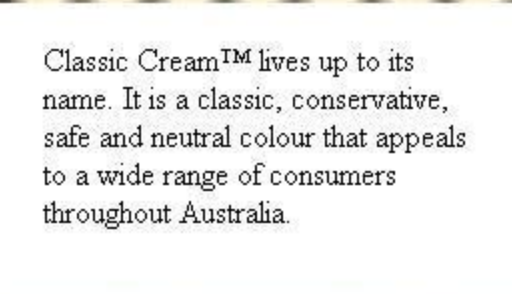


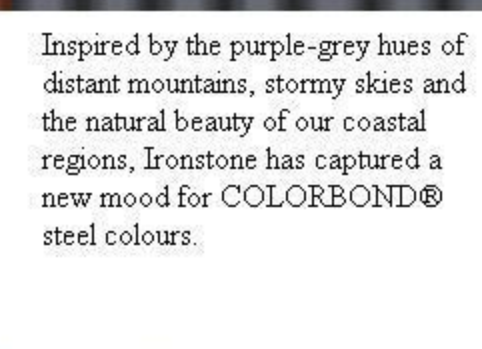
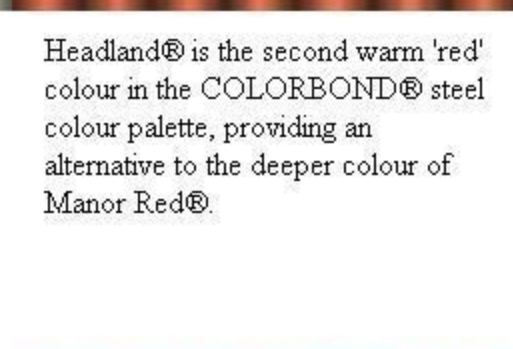
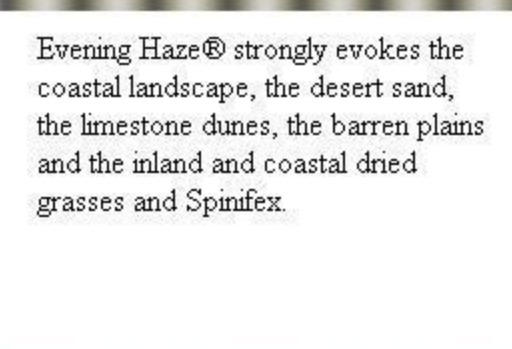


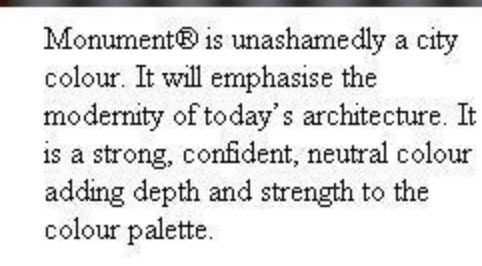
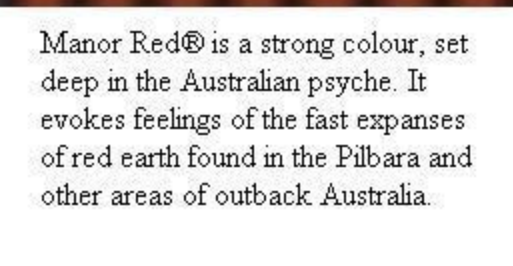
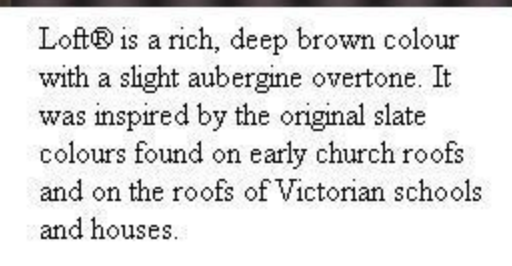
**TO BE  
DISCONTINUED**



**TO BE  
DISCONTINUED**



**TO BE  
DISCONTINUED**



Bushland® is a warm, mid grey/green hue inspired by the varying greens of our native flora eucalypts, melaleucas, grevilleas and native tea trees.

Classic Cream™ lives up to its name. It is a classic, conservative, safe and neutral colour that appeals to a wide range of consumers throughout Australia.

Cottage Green® is a rich, deep green that bridges the gap between heritage styles and today's contemporary living.

Deep Ocean® is a conservative yet appealing colour that mimics the richness and depth of the ocean, and the vast blue haze of a distant mountain range.

Dune® is a warm, pale grey that invokes feelings of balance and neutrality. It is associated with the dusty earth of the Australian bushland, the soft pelt of native marsupials, and the textured landscapes of granite rock and stone.

Evening Haze® strongly evokes the coastal landscape, the desert sand, the limestone dunes, the barren plains and the inland and coastal dried grasses and Spinifex.

Headland® is the second warm 'red' colour in the COLORBOND® steel colour palette, providing an alternative to the deeper colour of Manor Red®.

Inspired by the purple-grey hues of distant mountains, stormy skies and the natural beauty of our coastal regions, Ironstone has captured a new mood for COLORBOND® steel colours.

Jasper®'s brownish/grey colour brings a freshness, warmth and difference to the COLORBOND® steel colour palette.

Loft® is a rich, deep brown colour with a slight aubergine overtone. It was inspired by the original slate colours found on early church roofs and on the roofs of Victorian schools and houses.

Manor Red® is a strong colour, set deep in the Australian psyche. It evokes feelings of the vast expanses of red earth found in the Pilbara and other areas of outback Australia.

Monument® is unashamedly a city colour. It will emphasise the modernity of today's architecture. It is a strong, confident, neutral colour adding depth and strength to the colour palette.



# Dinky Di Sheds

## 3d Colorbond Textures

**TO BE  
DISCONTINUED**

Pale Eucalypt®'s gentle, muted hue is suggestive of tranquillity and beauty, and captures the essence of Australian flora.

Paperbark is a warm, neutral colour, sympathetic to the different landscapes of Australia.

Sandbank® is a soft, soothing and stylish choice of colour. It is inspired by natural elements such as coastal dunes, Spinifex grasses and inner-city sandstone.

Shale Grey™ resonates with architectural and design professionals. The pale grey colour is reminiscent of stainless steel and ZINCALUME®, finishes that professionals are familiar with and often specify.

**TO BE  
DISCONTINUED**

Surfmist® embodies qualities of freshness, purity timelessness and independency. Snow, the mist from the sea and surf, pure white sand, and the billowing sails of yachts all remind us of this colour.

Wilderness®'s is reminiscent of tall gums, eucalypt forests and many of the native plants. Wilderness® merges with the landscape.

Windspray® is mid-strength, neutral grey with a blue undertone that brings to mind a gentle breeze, soft shadows and the misty sea on a cloudy day.

Woodland Grey® is a tried and true COLORBOND® steel colour. Its popularity over the years has not diminished. The neutral and deep, yet subtle and conservative nature of this colour is its most appealing characteristic.

### COLOUR NOTES

The COLORBOND® steel colours shown here have been reproduced to represent actual product colours as accurately as possible. However, we recommend checking your chosen colour against an actual sample of the product before purchasing, as limitations of web palette colours affect colour tones.

Please also note that if you are printing this page the colours will not be accurate using most printers and should not be used for colour matching purposes.

A handy colour chooser program is available on our web-site at <http://www.dinkydisheds.com.au/Colours.htm> where you can input different colours onto a shed for visualisation purposes.

If you would like samples of any colours posted to you please contact us on 1800 785 224.